


COMTEC®

O₂ / CO_e InSitu analyzer systems

**THE COMBUSTION
OPTIMIZER**

DEVELOPED AND
MANUFACTURED
IN GERMANY



ENOTEC® SENSOR TECHNOLOGY

The family of *ENOTEC* sensors are engineered for maximum durability. *ENOTEC* use only the most robust materials in creating sensors, giving them an operational life span superior to any comparative sensor on the world market.

The *ENOTEC* MLT sensor is the premium sensor for measurement of oxygen in harsh process conditions such as with high dust load, aggressive or corrosive flue gas compositions. The MLT production method of the O₂ sensors make them highly resilient and robust.


The *ENOTEC* MXP sensor found in *COMTEC* probes provide a supplementary measurement of combustibles in addition to oxygen measurement from the MLT sensor. This additional measurement guarantees a safer combustion as the CO_e and oxygen content in flue gas are directly related to each other.

MLT O₂ sensor


The best sensor for measurement of O₂, which is just as reliable and robust in reducing atmospheres, thanks to integrated Cell Surface Protection.

MXP CO_e sensor

Undistorted true InSitu CO_e analysis due to fast measuring InSitu mixed potential sensors, which are particularly recommended for challenging high temperature applications.



Cross section of filter head



COMTEC KEX-6001 probe

**ROBUST SENSORS,
DESIGNED TO LAST**

COMTEC[®]

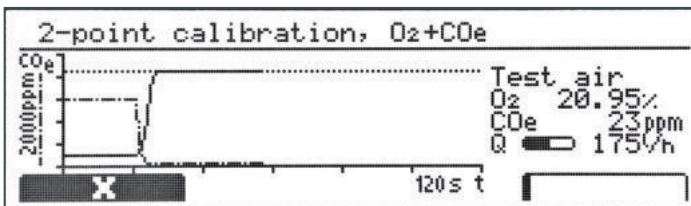
CO_e – THE INDICATOR OF SAFE COMBUSTION

The „e“ in CO_e represents the word equivalent and refers to the sum of unburned molecules such as carbon monoxide (CO), methane (CH₄) or hydrogen (H₂) in the process gas. This group

of unburned molecules form, apart from oxygen molecules, the only gases in which by means of InSitu measurement, the quality of combustion can be analysed. High CO_e values are an indi-

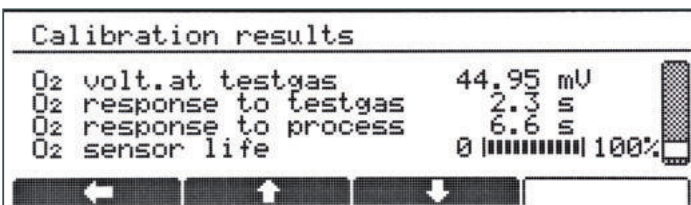
cator for an inefficient, climate harmful and plant hostile process control. From a safety point of view, monitoring the CO_e values can also be used for recognition of smouldering fires.

FAST RESPONSE TIME



Here a 2-point calibration is taking place showing the actual oxygen and CO_e content - here 20.95 % O₂ and 23 ppm CO_e. The fast reaction to process gas after calibration (< 5 seconds) is evident and this speed of measurement is the same when the sensor reacts to changes of the oxygen concentration in flue. An immediate regulation of the combustion process is thus possible.

DYNAMICS OF THE PROCESS



The possibility to refer to earlier calibrations enhances your knowledge of your process conditions and reduces the risk of handling errors during future calibrations. The self monitoring and self diagnostic functions of ENOTEC analyzer systems include „O₂ Sensor Life“. Here one is informed of the state of the sensor.



...and more interfaces available.



COMTEC® 6000

INSITU MEASUREMENTS IN SAFE AREAS

COMTEC 6000 measures O₂ and CO_e InSitu! This enables an increased ability for combustion control with high accuracy in real time. The CO_e sensor detects all unburned components (CO, H₂, C_xH_y) for fine tuning of the process. As a result fuel consumption and emissions are reduced.

After combustion, many fuels produce H₂, CH₄ etc. which cannot be detected by a CO measurement. These components in higher concentrations are the result of a poor combustion. For this reason it is important to measure CO_e, not only CO.

The COMTEC 6000 is a true InSitu measurement where both the O₂ and the CO_e sensor measure directly in the process. No gas extraction takes place which makes the COMTEC 6000 perfect for high dust applications such as for ESP protection or for process control in coal fired power plants and cement plants.

TECHNICAL DATA

INSERTION DEPTH OF PROBE	up to 1850mm
O ₂ / CO _e RANGES	0 % O ₂ to 100 % O ₂ 1 range, min.: 0-1000 ppm CO _e max.: 0-5000 ppm CO _e (factory adjustable, other ranges on request)
MEASUREMENT ACCURACY O ₂	± 0.2 % of measured value
MEASUREMENT ACCURACY CO _e	better 5 % of range end
REACTION TIME	0.5 s (process flow velocity > 10 m/sec.)
PROCESS GAS TEMPERATURE	max. 600 °C max. 1400 °C (with cooling protection tube)
AMBIENT TEMPERATURE	-40 °C to 80 °C (probe) -20 °C to 55 °C (electronic unit)
INTERFACE	HART, FIELDBUS, RS485, MODBUS RTU, RS232
IP CODE	probe - IP65 electronic unit - IP66



MAINTAINS SAFE OPERATING CONDITIONS



COMTEC 6000 O₂ / CO_e safe area analyzer

COMTEC® 6000 Gas Ex

INSITU MEASUREMENTS IN HAZARDOUS AREAS

Safe, reliable and accurate are the main characteristics of the ATEX certified COMTEC 6000 GasEx. The COMTEC 6000 GasEx is an Ex protected analyzer for safe measurement of oxygen and combustibles in gas hazardous environments (gas explosion Zones 1/2).

The patented probes are highly robust and withstand even the harshest flue gas conditions. Using the COMTEC 6000 GasEx, plant safety is enhanced while lowering emissions by controlling fuel usage in the combustion process.


TECHNICAL DATA

INSERTION DEPTH OF PROBE	up to 1000 mm
O ₂ / CO _e RANGES	0 % O ₂ to 100 % O ₂ 1 range, min.: 0-1000 ppm CO _e max.: 0-5000 ppm CO _e (factory adjustable, other ranges on request)
MEASUREMENT ACCURACY O ₂	± 0.2 % of measured O ₂ value
MEASUREMENT ACCURACY CO _e	better 5 % of range end
REACTION TIME	0,5 s (process flow velocity > 10 m/sec.)
PROCESS GAS TEMPERATURE	max. 500 °C max. 1400 °C (with cooling protection tube)
AMBIENT TEMPERATURE	-20 °C to 70 °C (probe) -20 °C to 55 °C (electronic unit)
INTERFACE	HART, FIELDBUS, RS485, MODBUS RTU, RS232
IP CODE	probe - IP66 electronic unit - IP66

Certified in operation for realistic process conditions by an independent German ATEX test house.



II 2G Ex d IIC T3 Gb (probe)
II 2G Ex d IIC T6 Gb (electronic unit)



COMTEC 6000 gas ATEX
O₂ / CO_e analyzer system

COMTEC® 6000 Dust Ex

INSITU MEASUREMENTS IN HAZARDOUS AREAS

The COMTEC 6000 DustEx provides permanent and reliable gas analysis in flue with high dust loads. The probe design used for the DustEx is extremely robust and withstands the abrasive forces present in dusty atmospheres. The ATEX certification for the DustEx is for dust explosion protection zones 21/22.

These characteristics are the foundation for energy optimisation and fuel reduction by means of accurate process control.

TECHNICAL DATA

INSERTION DEPTH OF PROBE	up to 960 mm
O ₂ / CO _e RANGES	0 % O ₂ to 100 % O ₂ 1 range, min.: 0-1000 ppm CO _e max.: 0-5000 ppm CO _e (factory adjustable, other ranges on request)
MEASUREMENT ACCURACY O ₂	± 0.2 % of measured value
MEASUREMENT ACCURACY CO _e	better 5 % of range end
REACTION TIME	0,5 s (process flow velocity > 10 m/sec.)
PROCESS GAS TEMPERATURE	max. 600 °C
AMBIENT TEMPERATURE	-20 °C to 55 °C (probe) -20 °C to 55 °C (electronic unit)
INTERFACE	HART, FIELDBUS, RS485 MODBUS RTU, RS232
IP CODE	electronic unit - IP66 probe - IP66

Certified in operation for realistic process conditions by an independent German Atex test house.



II 2D Ex tb IIIC T133°C/T141°C Db



COMTEC 6000 Dust ATEX
O₂ / CO_e analyzer system

COMTEC®

SAFE AND CLEAN COMBUSTION

COMPANY

ENOTEC has provided gas sensing solutions since 1980, producing products with a high degree of accuracy, quality and durability - Made in Germany.

Our flexibility allows us to quickly develop solutions individually designed to meet your problems.

On request, we also offer after delivery service concepts - the world over.

SYSTEM FEATURES

- > InSitu measurement in real-time
- > Overview of calibration history
- > Overview of calibration
- > Low-maintenance design
- > Self-monitoring
- > Sensor life expectancy on display
- > Gas tight sensor construction

CONTACT

ENOTEC GmbH
Höher Birken 6
51709 Marienheide
Germany

Phone: +49 (0) 22 64 45 78 0
Fax: +49 (0) 22 64 45 78 30

E-mail: info@enotec.com
Web: www.enotec.com

**ENOTEC has three subsidiaries:
ENOTEC USA, ENOTEC ASIA, ENOTEC UK and over 50 distributors world wide...**



ENOTEC REMOTE app
Simple control of ENOTEC analyzers



enotec-sensors



Watch the ENOTEC product videos on our YOUTUBE channel
www.youtube.com/ENOTECsensors